

Course Guides Tutorial

Author: StrokeAverage.com
Sum It Golf Services Limited
5 St Davids Close
West Wickham
Kent
BR4 0QY
England
Tel: +44 (0)208 133 0773
Fax: +44 (0)208 289 7366
Email: info@strokeaverage.com

Chris Sells mobile +44 (0)7940 735 013

John Franks mobile +44 (0)7930 498 882

Set Up the Round

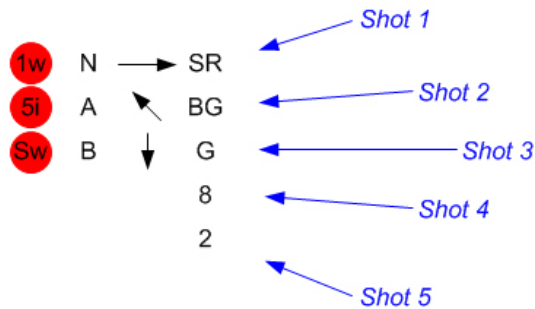
On the course guide:

1. Enter the name of the player.
2. Enter the tournament.
3. For each round enter the start hole and measurement units used to record shot lengths. Note that if using Yards / Feet, enter approach lengths in yards and putts lengths in feet.

Round Entry

For each shot record four key bits of information.

- Write the club used for the shot (using the relevant symbol from the Club Key below).
 - This example shows five shots taken on a hole. The first three have clubs used which are highlighted in red for you. Shots four and five do not need a club because they are putts.



Club Key

Club	Symbol
Driver	1w or Dr
3 Wood	3w
4 Wood	4w
5 Wood	5wd
7 Wood	7w
Utility Club 1	U1
Utility Club 2	U2
Utility Club 3	U3

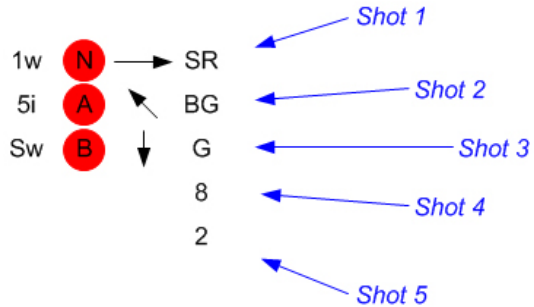
Club	Symbol
1 Iron	1i
2 Iron	2i
3 Iron	3i
4 Iron	4i
5 Iron	5i
6 Iron	6i
7 Iron	7i
8 Iron	8i
9 Iron	9i

Club / Penalty	Symbol
Pitching Wedge	Pw
Mid Wedge	Mw
Sand Wedge	Sw
Lob Wedge	Lw
Putter	Pt

Penalty Shot	Ps
Penalty Drop	Pd

2. Write the letter which best describes the type of shot played (using the relevant symbol from the Shot Type Key below).

- This example shows five shots taken on a hole. The first three have shot types which are highlighted in red for you. Shots four and five do not need a shot type because they are putts.



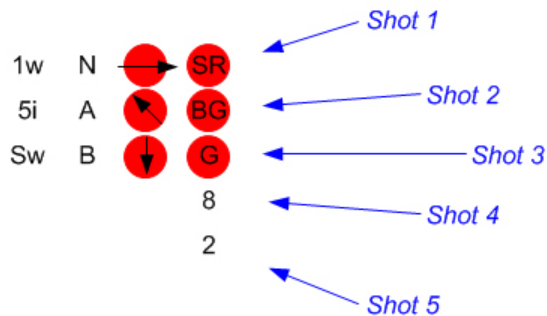
Shot Type Key

Club	Symbol
Any shot where you are not attempting to hit the green	N
Any approach shot where you are attempting to hit the green	A
Any chip shot where you are attempting to hit the green	C
Any lob shot where you are attempting to hit the green	L
Any bunker shot where you are attempting to hit the green	B

3. Write a directional arrow which best shows where the ball finished in relation to the target and then (using the correct symbol from the End Lie Key below) write the end lie for the shot. So,
 - 3.1. If you did not attempt to hit the green (i.e. you wrote Shot Type "N"), write a directional arrow which best shows where your ball finished in relation to the fairway. **If you hit the fairway, there is no need to write a directional arrow.**
 - 3.2. If you did attempt to hit the green but the ball did not finish on the green, write a directional arrow which best shows the miss.
 - 3.3. If you did attempt to hit the green and the ball finished on the green, write a directional arrow which best shows where the ball finished in relation to the pin / hole.

Note that it is the combination of data that determines the exact finishing position of the ball. And remember to write directions as though you are always playing upwards from the bottom of the page.

- This example shows five shots taken on a hole. The first three have directions and end lies which are highlighted in red for you. Shots four and five do not need directions and end lies because they are putts.



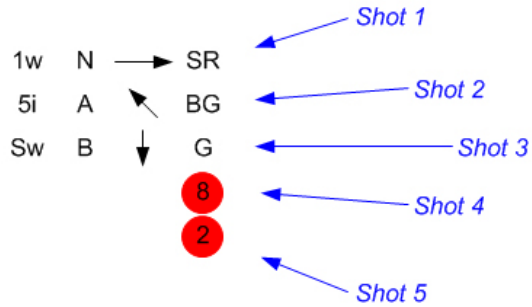
End Lie Key

End Lie	Symbol
Holed	H
Green	G
Fringe	FR
Fairway	FW
Semi Rough	SR
Heavy Rough	HR
Bushes / Trees	T

End Lie	Symbol
Bunker Greenside	BG
Bunker Fairway	BF
Any Other Lie (wrong tees, fairways, etc)	AOL
Water Hazard	WH
Out of Bounds	OB
Lost Ball	LB

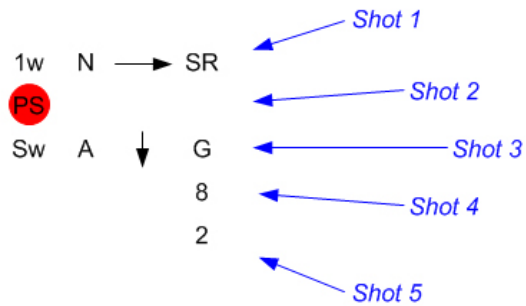
4. Enter the approximate length of all putts **on the putting surface only** of the hole you are playing in your selected measurement unit of feet or metres (please note your judgment of putt lengths becomes more important the closer you are to the hole).

➤ This example shows five shots taken on a hole. Shots four and five are putts and are highlighted in red for you. The first was 8 feet in length and the second was 2 feet in length. We presume the second putt was holed because there is no third putt recorded.

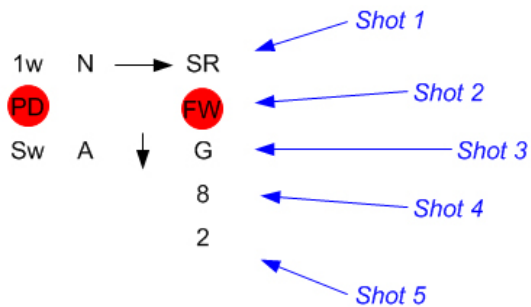


Special Notes

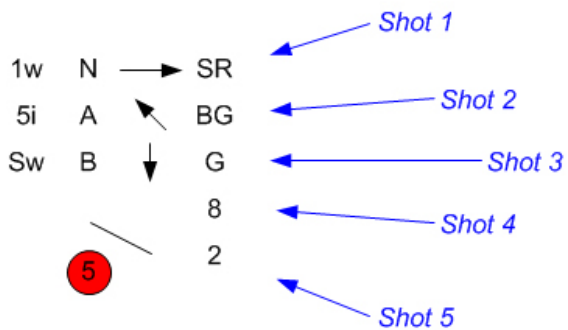
- Enter penalty shots and drops if needed.
 - This example records shot two as being a Penalty Shot.



- This example records shot two as being a Penalty Drop which was dropped in the Fairway.



- It's a good idea to record the score made on the hole with a circle around it.
 - This example records a score of five on the hole.



- Recording the length of approach shots if necessary.